

00 91 01 ADDENDUM NUMBER 01

Owner: New Braunfels Utilities



Project: UNION AVE STREET IMPROVEMENTS (COMMON ST-LINCOLN ST)

Project No.: NBU22825.06S

Addendum No. 01

Addendum Date: July 19, 2024

The following additions, deletions, modifications, or clarifications shall be made to the appropriate portions of the Contract Documents. Offerors must acknowledge receipt of this Addendum in the space provided on the Bid Form.

Approved by: <u>Freese and Nichols Inc.</u>
Name: <u>Erin C. Mills</u>
Date: <u>July 19, 2024</u>
<div style="text-align: center;">  FREESE AND NICHOLS, INC. TEXAS REGISTERED ENGINEERING FIRM F-2144</div>
Addendum Items:
<p>00 01 10 Table of Contents of specs.</p> <p>Sheet W-1 & W-2 of plans.</p>

ARTICLE 1 – ADDENDUM

1.01 Amend the Contract Documents

- A. Make the additions, modifications, or deletions to the Contract Documents described in this Addendum.

1.02 Acknowledge Addenda

- A. Acknowledge receipt of this Addendum in the Bid Form submitted for this Project. Failure to acknowledge receipt of this addendum in the Bid Form may render the Bid as non-responsive and serve as the basis for rejecting the Bid.

ARTICLE 2 – SPECIFICATIONS

2.01 Section 00 01 10 “Table of Contents”

- A. Section Division 00

- 1. Amend Paragraph Division 00 by adding the following” 00 91 01 Addendum Number 1”

ARTICLE 3 – DRAWINGS

3.01 Sheet W-1 – STA. 1+00 TO STA. 9+00


- A. Remove/ignore Note #5, “ALL TIE-INS ARE SUBSIDIARY TO THE PRICE OF PIPE.”

3.02 Sheet W-2 – STA. 1+00 TO STA. 9+00

- A. Remove/ignore Note #5, “ALL TIE-INS ARE SUBSIDIARY TO THE PRICE OF PIPE.”

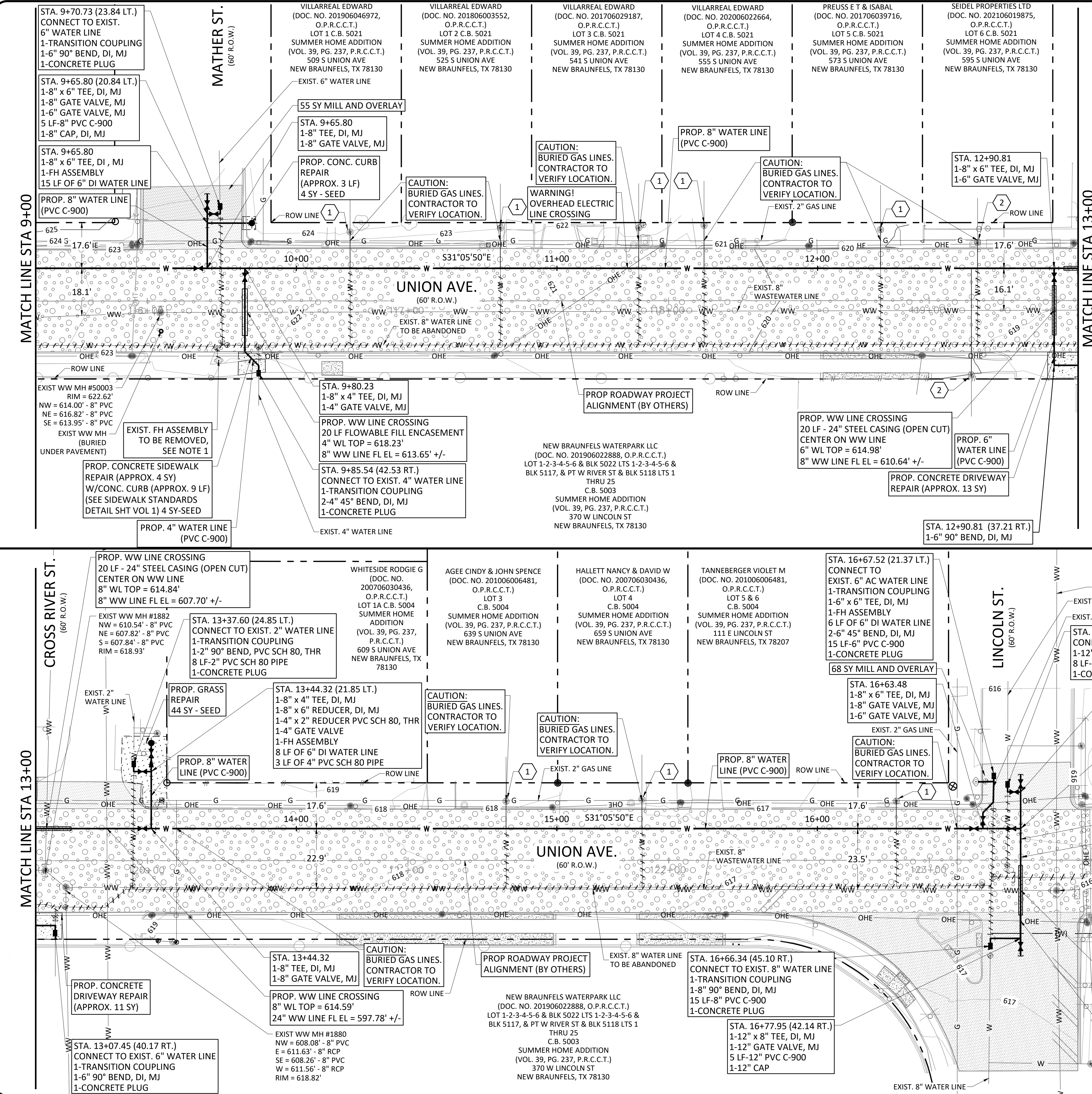
END OF SECTION

00 01 10 TABLE OF CONTENTS

Section	Title
00 01 01	Project Cover Sheet
Division 00	Procurement and Contracting Requirements
00 01 07	Design Professional Seals
00 01 10	Table of Contents 
00 91 01	Addendum Number 1
Division 01	General Requirements
01 11 00	Summary of Work
01 29 01	Measurement and Basis for Payment
01 31 00	Project Management and Coordination
01 31 13	Project Administration
01 33 00	Document Management
01 33 02	Shop Drawings
01 33 05	Construction Progress Schedule
01 33 06	Graphic Documentation
01 35 00	Special Procedures
01 40 00	Quality Management
01 50 00	Temporary Facilities and Controls
01 57 00	Temporary Controls
01 57 23	Temporary Stormwater Pollution Control
01 70 00	Execution and Closeout Requirements
	City of New Braunfels Specifications http://www.nbtexas.org/267/Engineering
TS	NBU Technical Specifications can be found: https://www.nbutexas.com/water-connection-policy/ Item No. 120 Utility Trenching and Backfill Item No. 402 Flowable Backfill Item No. 509 Trench Safety Systems Item No. 510 Pipe Item No. 511 Water Valves & Fire Hydrants Item No. 512 Conductive Trace Wire for Non-Metallic Pipe

END OF SECTION

ACAD Ref: 24.2s (LMS Tech)
Filename: N:\WU\NBU22825_065 Union Ave\Drawings\WU-NBU-PL01.dwg
Last Saved: 7/19/2024 11:08 AM Saved By: 03576



NOTES BY SYMBOL "⬡"

1. PROP. 1" WATER SERVICE, CONNECT TO EXISTING 5/8" METER AND REPLACE 3 LF OF CONCRETE CURB, SEE NOTE 11
2. PROP. 1" WATER SERVICE, CONNECT TO EXISTING METER AND INSTALL NEW METER BOX AND REPLACE 3 LF OF CONCRETE CURB AND 3 LF OF CONCRETE SIDEWALK, SEE NOTE 11

NOTES:

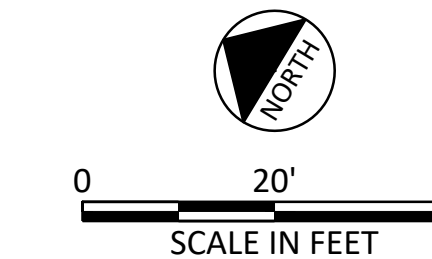
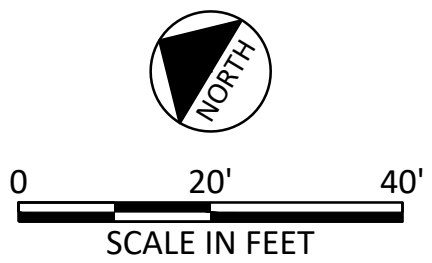
1. REMOVE EXISTING 6" WATER LINE & FIRE HYDRANT. EXISTING FIRE HYDRANT TO STAY IN SERVICE UNTIL NEW FIRE HYDRANT IS FULLY OPERATIONAL, THEN IT WILL BE REMOVED. (NSPI) HYDRANTS MUST BE RETURNED TO NBU OPERATIONS.
2. CONTRACTOR SHALL VERIFY LOCATION OF ALL EXISTING WATER METERS.
3. FIRE HYDRANTS: FIRE HYDRANTS INSTALLATION (AND FLOW TESTING) SHALL BE PAID FOR AT THE UNIT BID PRICE FOR ALL FITTINGS, PIPING, VALVES, BETWEEN THE MAIN LINE AND THE FIRE HYDRANT; SETTING, ADJUSTING TO GRADE, ANCHORING IN PLACE, INSTALLING BLUE HYDRANT REFLECTORS, AND OTHER APPURTENANCES NECESSARY FOR PROPER OPERATION. FLOW TESTING SHALL BE COORDINATED AND RESULTS RECORDED BY CONTRACTOR.
4. APPROXIMATELY 10 WATER SERVICES TO BE INSTALLED THIS SHEET. CONTRACTOR TO FIELD VERIFY NUMBER, LOCATION AND DEPTH PRIOR TO ANY WATER LINE CONSTRUCTION.
5. ALL TIE-INS ARE SUBSIDIARY TO THE PRICE OF PIPE.
6. FIELD VERIFY HORIZONTAL AND VERTICAL LOCATION OF EXISTING UTILITIES PRIOR TO ORDER OF PIPE AND MATERIALS. WATER LINE TIE-IN LOCATIONS SHOWN NEED TO BE FIELD VERIFIED AND MAY NEED TO BE FIELD ADJUSTED.
7. DEFLECT JOINTS AS REQUIRED TO ACHIEVE GRADES AND BENDS AS SHOWN. ALLOWABLE JOINT DEFLECTION SHALL BE NO GREATER THAN 75% OF PIPE MANUFACTURER'S RECOMMENDED MAXIMUM.
8. CONTRACTOR TO CONNECT PROPOSED WATER SERVICES TO EXISTING METERS ONCE LINE IS TESTED AND APPROVED BY NBU INSPECTOR. SERVICES ARE LISTED AS "EACH" IN THE BID FORM. ALL ITEMS NEEDED TO INSTALL THE SERVICE: BACKFILL, BASE MATERIAL, ASPHALT, 1" WATER LINE, APPURTENANCES, AND SEED ARE INCLUDED UNDER THE BID ITEM.
9. CONTRACTOR SHALL MAINTAIN ACCESS TO ALL DRIVEWAYS AT ALL TIMES.
10. CONTRACTOR SHALL CONFIRM LOCATION OF WATER METERS, AND ADJUST EXISTING METER TO ACCOMMODATE SIDEWALK IMPROVEMENTS.
11. PAVEMENT REPAIR LEGEND ON CITY OF NEW BRAUNFELS CITY WIDE STREETS PROGRAM: S. UNION AVE IMPROVEMENTS PLAN SHEET 35.
12. THE FOLLOWING ITEMS WILL BE COVERED UNDER THE CITY OF NEW BRAUNFELS CITY WIDE STREETS PROGRAM: S. UNION AVE IMPROVEMENTS PLAN DETAILS
A. CONCRETE CURB REPAIR, SHT 46
B. CONCRETE SIDEWALK, SHT 46
C. CONCRETE DRIVEWAY, SHT 45

CAUTION!!

UNDERGROUND GAS, WATER, ELECTRIC, TELEPHONE, CABLE TV AND OTHER UTILITIES MAY EXIST WITHIN THE WORK AREA. THE UTILITIES SHOWN ON THESE PLANS ARE APPROXIMATE AND FOR INFORMATION ONLY. THE CONTRACTOR SHALL BE RESPONSIBLE FOR DAMAGE TO THE UTILITIES CAUSED BY THE CONTRACTOR'S OPERATION.

AGEE CINDY & SPENCE JOHN
(DOC. NO. 200406039064,
O.P.R.C.C.T.)
LOT 1 & LOT 2-W 30'
C.B. 5002
SUMMER HOME ADDITION
(VOL. 39, PG. 237, P.R.C.C.T.)
114 E LINCOLN ST
NEW BRAUNFELS, TX 78130

145 LINCOLN SERIES
(DOC. NO. 201706041675,
O.P.R.C.C.T.)
LOT 1-3
C.B. 5001
SUMMER HOME ADDITION
(VOL. 39, PG. 237, P.R.C.C.T.)
145 W LINCOLN ST
NEW BRAUNFELS, TX 78130



Freeze and Nichols, Inc.
Texas Registered Engineering Firm F-2144

07/19/2024

NEW BRAUNFELS UTILITIES

S. UNION AVE. WATER LINE IMPROVEMENTS

CIVIL

NO.	ISSUE	DATE	BY	DATE	BY	DATE	BY	DATE	BY
1	AMENDMENT-1	7/19/2024	ECM	7/19/2024	ECM	7/19/2024	ECM	7/19/2024	ECM

Bar is one inch on original drawing, if not one inch on this sheet, adjust scale.

1

W-2

SEQ.